



Installation Tips

- Feed-water connection to system should be COLD only.
- Do not exceed system specifications for temperature and pressure.
- Allow 3" clearance below system for cartridge removal and replacement.
- Connect filtered water line to ice connections only. Do not use for condenser water.
- No activation procedure or flushing is required for system to perform as specified.

Snapshot

IFQ Series water treatment systems reduce sediment down to 1/2 micron and reduce chlorine, taste and odor at a flow rate of up to 3.0. The systems include IsoNet®, which delivers consistent protection against the precipitation and accumulation of scale and provides a protective barrier to help guard against corrosion.

Features and Benefits

- Reduces maintenance frequency and cost, and extends equipment life.
- Improves equipment operating efficiency
- Incorporates IsoNet - patented scale-inhibiting technology.
- Gradient-density depth filtration reduces dirt, rust and other debris as small as 1/2 micron to ensure clean, clear ice and protect solenoids, valves and other fittings against wear and plugging.
- High-capacity activated carbon filtration reduces taste and odor and protects equipment against corrosive chlorine.
- 1/4 turn QT "Quick-Twist" cartridge makes changing the filter quick, easy and sanitary.
- Wall-mount bracket and full-flow inlet shut-off valve make installation simple.
- NSF certified under Standard 42

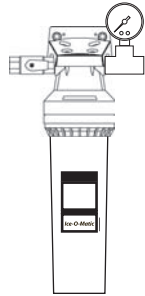
IFQ SERIES FILTER SYSTEM

Model Number	Description	Service Flow Rate Max. gpm (lpm)	Pressure Max. Psi (bar)	Inlet Water Temp Range °F (°C)	Micron Rating	Approx. Shipping Weight lbs (kg)
IFQ1	Single Filter	1.5 (5.7)	10 - 125 (0.7 - 8.6)	100 (38)	.5	3 (1.3)
IFQ1-XL	Single Filter	2.25 (8.5)		100 (38)		5 (2.3)
IFQ2	Dual Filter	3.0 (11.4)		100 (38)		7 (3.2)


SINGLE INLINE FILTER CARTRIDGES

Model Number	Description	Service Flow Rate Max. gpm (lpm)	Pressure Max. Psi (bar)	Inlet Water Temp Range °F (°C)	Micron Rating	Approx. Shipping Weight lbs (kg)
IFI4C	Single Inline Cartridge 1/4" compression	0.5 (1.9)	10 - 100 (.07 - 6.9)	35 - 100 (2 - 38)	10	2 (.9)
IFI8C	Single Inline Cartridge 3/8" compression					

**IFQ Series
Filter Systems**



IFQ1
15"H x 6"W x 4"D
(381 mm x 152 mm x 102 mm)




IFQ2
16"H x 10"W x 7.125"D
(406 mm x 254 mm x 102 mm)



IFQ1-XL
21"H x 6"W x 4"D
(533 mm x 152 mm x 102 mm)

**Single Inline
Filter**



IF14C, IF18C
11.75" x 2.75"
(297 mm x 57 mm)

**Replacement
Filter Cartridges**



IOMQ
12.75" x 4"
(324 mm x 102 mm)



IOMQ-XL
17.49" x 3.9"
(444 mm x 99 mm)

All filter systems include:

Filter cartridge with FDA approved scale inhibitor, inlet shut-off valve, gauge and quick-connect fittings.

*IOMQ replacement cartridges for use with IFQ1 & IFQ2 manifold filter systems. IOMQ-1XL replacement cartridge for use with IFQ1-XL manifold filter system.

WATER FILTERS					
		IF14C, IF18C	IFQ1	IFQ1-XL	IFQ2
Cube Ice	HISU050 - ICEU070	X			
	ICEU150 - ICE800		X		
	ICE0856 - ICE1000			X	
	ICE1400 - ICE2100				X
Flake Ice	MFIO500 - MFII256		X		
	MF12406				X
Pearl Ice	GEMU090	X			
	GEMO450 - GEMO950		X		

Extended Warranty Program

- Buy a new Ice-O-Matic Water Filter System with a new ICE Series™ Cube ice maker, replace the filter cartridge every 6 months, and Ice-O-Matic will extend the limited cuber evaporator warranty to 7 years parts and labor (U.S. and Canada only).
- New ice maker and filter must be installed at the same time.
- Ice maker and water filter must be registered with Ice-O-Matic within 10 days of installation. Register ice maker and filter at www.iceomatic.com.
- Water filters must be changed every 180 days (6 months), at a minimum. All changes must be registered with Ice-O-Matic and include the water filter's model and serial numbers. Register water filter changes at www.iceomatic.com.
- Program is available with all Ice-O-Matic IFQ1, IFQ1-XL, IFQ2, IF14C or IF18C water filter systems.
- Replacement filter must be Ice-O-Matic models.