

# HOT WATER DISPENSER

## HWD 2100 Series

### HWD 2105

Single Temperature




Whether you need a front of house self serve solution to prepare coffee, tea, oatmeal, and instant beverages, or back of house solutions that rely on hot water, the **HWD-2105** is the answer. The newly-designed hot water dispenser meets FETCO's exacting standards of innovation, reliability, durability and quality. It delivers form, function and flexibility like no other on the market today.



**High-resolution display** provides easy navigation and instant feedback. **Temperature settings** can be adjusted at the touch of a button using ergonomic capacitive touch function selector technology.



**Soft silicone tap** is designed to protect glass and ceramic serveware against damage.



**Convenient float indicator** is built into drip tray to help simplify maintenance and cleaning.



**SD card slot** allows operator to easily update software and maintain optimal performance.

## Water Specification

Water Inlet ¼ inch male flare fitting	Minimum Flow Rate 1½ gpm [5.7 lpm]	Water Pressure 40-75 psig [276-517 kPa]
--	---------------------------------------	--

## Electrical Configuration

Configuration Code	Heater Configuration	Voltage	Phase	Wires	KW	Electrical Connection	Max Amp Draw	Gallon[Liter]/Hour
<b>DOMESTIC &amp; CANADA</b>								
H210511	1 x 1.44kW	120	1	2+G	1.5	NEMA 5-15P	12.0	4.0 [15.0] <sup>(2)</sup>
H210521	1 x 2.1 kW	120	1	2+G	2.2	NEMA 5-20P	17.5	5.7 [22.0] <sup>(2)</sup>
H210531	1 x 3.2 kW	200-240	1	2+G	2.3-3.3	NEMA 6-15P	11.2-13.3	6.0-8.7 [22.7-33.0] <sup>(2)</sup>
<b>EXPORT</b>								
H210541	1 x 3.2 kW	200-240	1	2+G	2.3-3.3	Cord only <sup>(1)</sup>	11.2-13.3	6.0-8.7 [22.7-33.0] <sup>(2)</sup>

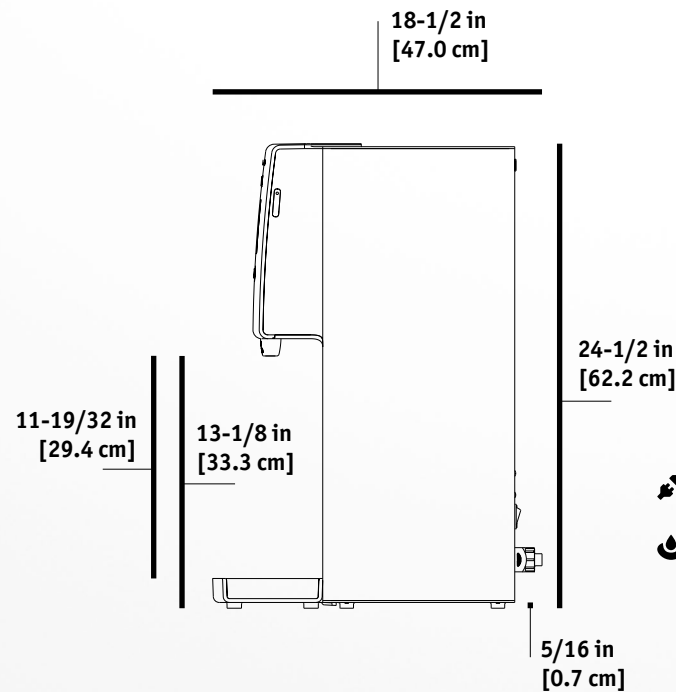
## Important

- Temperature ranges selectable from 158°-203°F / 70°-95°C based on 207°F / 97°C hot water tank temperature.
- (1) For EXPORT, cord without plug will be supplied.
- (2) Five gallon per hour flow rate based on 65°-70°F / 18°-21°C water main supply temperature at lowest possible power supply current. Temperature displayed in F or C.

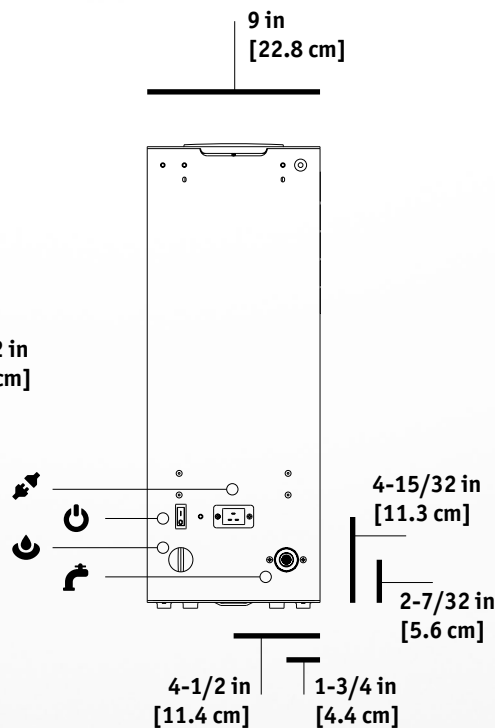
## Measurements

Height 24½ in [62 cm]	Width 9 in [23.0 cm]	Depth 18½ in [47.0 cm]	Empty Weight 22 lbs [10.0 kg]	Filled Weight 49 lbs [22.0 kg]	Shipping Weight 33 lbs [15.0 kg]
--------------------------	-------------------------	---------------------------	----------------------------------	-----------------------------------	-------------------------------------

### SIDE VIEW



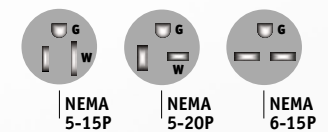
### BACK VIEW



### SYMBOLS

- Electrical Connector
- On / Off Switch
- Tank Drain
- Water Inlet

### NEMA PLUGS CONFIGURATIONS



FETCO® is an active member of



## Information

fetco.com

847.719.3000  
180.338.2699 USA  
 847.719.3001

Food Equipment Technologies Co.  
600 Rose Road  
Lake Zurich, IL 60047  
USA